



TRAILED DISC MOWER CONDITIONERS

KVERNELAND 4300

WHEN FARMING MEANS BUSINESS

Realising the full potential of farming is about growing and developing your business, not only your crop or livestock, but also your profit. Improve productivity and profitability by focusing on the positives and minimising disadvantageous aspects, through strong, dedicated management.

Success springs from determination and clear targets, from laying down the appropriate strategy and allocating correct investments for the future. Quality results require the right ideas and equipment. When there is work to be done, you need the optimal setup and smart solutions that support you towards an easier, more profitable way of working. You need solutions that make tough and demanding conditions less complicated.





Accurately cut crops, mown at just the right time, is essential for quality forage.



TRAILED DESIGN

Choice of left hand or centre pivot drawbar

FLIPOVER

Widespreading across entire working width

SUPERFLOAT

Dual action suspension concept

COMPLETE RANGE

Steel tine or roller conditioning

KVERNELAND 4300 SERIES

MAKING A POWERFUL STATEMENT!

With a wealth of models and an array of modular configurations, the possibilities are endless. Whatever the mission, whatever the application, the 4300 series performs.

Including features such as SemiSwing conditioner, low maintenance cutterbar, SuperFloat suspension, BX AutoSwather belt and FlipOver widespreading, Kverneland 4300 series machines are ready to meet every request with exceptional performance.

3 In One Solution - Helps You Beat the Weather! Looking for a versatile system to cope with the ever changing weather conditions? Or a highly efficient solution to collect the mown crop in a very efficient way? Then the Kverneland 4300 series is the right solution. The mower conditioner can be fitted with wide spreading equipment and swath belt, to give as much flexibility as possible. The change-over from single swathing to swath belt or wide spreading is very easy, and done in a short time.

The Product Range:

Kverneland 4328-4332-4336 LT

2.8-3.6m working width
SemiSwing conditioner

Kverneland 4332-4336-4340 CT

3.2-4.0m working width
SemiSwing conditioner

Kverneland 4324-4332-4336 LR

2.4-3.6m working width
Chevron roller conditioner

Kverneland 4332 CR-4336-4340 CR

3.2-4.0m working width
Chevron roller conditioner

KVERNELAND CUTTERBAR WITH ROUND DISCS - BUILT TO WORK AS HARD AS YOU!



- ① **Round discs**
are less susceptible to stone impacts.
- ② **Very high oil capacity**
for excellent cooling and lubrication.
- ③ **Twisted knives**
for the cleanest cut under all conditions.
- ④ **Low noise level**
due to specially tooled gear wheels.
- ⑤ **Excellent cutting performance**
due to slim design of stone guards.
- ⑥ **Fully welded cutterbar**
with no risk of oil leakage.

Designed for Outstanding Output

The Kverneland cutterbar has been designed for **hard work** and to lift your productivity. Several design features support this fact, including the well-established round discs for a clean and aggressive cut and an extremely strong **fully welded cutterbar** housing which eliminates oil leaks. Furthermore a high oil volume ensures excellent lubrication and cooling during operation. The gear wheels, with their **unique rounded** design, are tooled to perfection for silent, yet reliable power transmission.

Round Discs – Outstanding Cut and Perfect Protection

The round discs have always been a known Kverneland hallmark. The unique circular design means that a constant distance is kept between the outer edges of the discs. **Stones are expelled immediately** before risking blockage, which reduces shock loads on the transmission to an absolute minimum. This in turn improves durability and maintenance substantially.

Kverneland ProFit - For Quick Change of Knives

With the Kverneland ProFit quick knife change system, maintenance of the cutting ability is easy. The knives are changed by a simple operation using the special lever - delivered with the ProFit package. The lever is placed around the bolt, the spring is pushed down easily by turning the lever and the knife is ready to be replaced by a new one. Kverneland ProFit is designed for standard discs and can therefore be fitted on all existing cutterbars.

Safety In Mind

The knives are securely fixed via a spring, which is fitted with the disc on the hub. This minimises the possibility of grass being caught by the spring and also reduces friction between spring and cutterbar. When encountering an obstacle, the spring will be pushed upwards, reducing the risk of losing knives.



PROFIT


KVERNELAND ROUND DISCS – A WINNING PERFORMANCE



Smooth design of stone guards for improved cutting performance, particularly in laid and difficult crop.



Low noise level thanks to specially tooled gear wheels with round design and long teeth for efficient power transmission.



Fully welded cutterbar with overlapping C-profiles for a very strong and stiff construction.







Round disc - specifically designed for stony and rough field conditions.

Get more done with Kverneland Round Discs

The Kverneland cutterbar with round discs is designed for **rough and demanding conditions**. The round discs immediately expel stones before risk of damage, which reduces shock loads on the transmission to an absolute minimum.



Large overlap of the cutting knives for outstanding cutting performance.



Round discs will immediately reject foreign obstacles. Shock loads on the cutterbar are diminished.

KVERNELAND SEMISWING CONDITIONER

Efficient crop transfer - crop is efficiently lifted away from the cutterbar and moved along the conditioner plate, ensuring aggressive conditioning effect.

The steel tines will stay in a fixed position, allowing for an aggressive conditioning effect.

Reduced wear and tear - no constant movement of conditioner tines - virtually no wear on brackets or tines.

The tine's swing design allows large obstacles to pass through without interfering with the rest of the conditioning process.

Once in working position, the tine is locked by the rotors forward movement. This allows each tine to stay in its' full working position.

The full width conditioner allows for efficient crop conditioning and reduced fuel consumption.



THE CONDITIONER WITH A LITTLE MORE BITE!

What Makes SemiSwing Stand Out

Utilisation of centrifugal force is what makes the Kverneland SemiSwing conditioner stand out to other conditioning systems. It offers an aggressive conditioning effect while still offering excellent tine protection and **virtually no wear and tear**. SemiSwing tines, due to their restricted movement pattern, are designed to encapsulate part of the centrifugal force, and utilise it to keep the tine in position during rotation. The benefits are **no movement during rotation and full conditioning effect**.

Aggressive Conditioning – Minimum Blockages

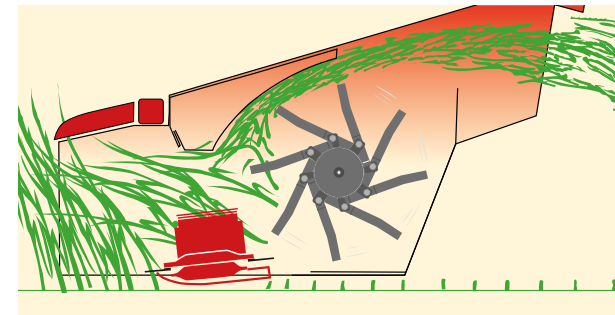
The Kverneland SemiSwing tine conditioner is an aggressive full width conditioning system. When the rotor starts rotating, the SemiSwing tines will instantly move into their working position and **stay in a fixed position**. The angle and position of the SemiSwing tines ensure the best possible crop transport. The crop is moved away from the conditioner rotor and towards the conditioner plate. This results in a **reduced number of blockages** and full utilisation of the conditioner plate.

Excellent Tine Protection – No Maintenance

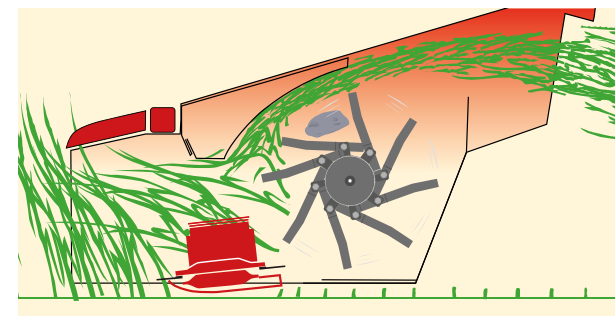
When encountering an obstacle, the SemiSwing steel tines are able to pivot backwards and let obstacles pass through. This allows **large obstacles (103mm) to pass** without breaking the tines. This simple system minimises down time and reduces the risk of broken tines in the crop.

22kg of force is required to pivot the SemiSwing tine backwards.

This means the tine will stay in a fixed position while conditioning crop. This design minimises the tines movement during rotation, allowing for virtually no wear and tear on the brackets while still providing a full conditioning effect.



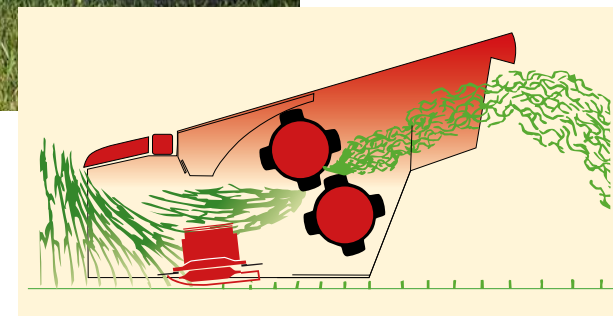
During operation tines will stay in a fixed position, providing full conditioning with minimum wear.



It requires a force of 22kg on the tine to pivot the SemiSwing tine backwards.

GENTLE ROLLER CONDITIONING - FOR FRAGILE CROP

Roller conditioning provides gentle, yet effective handling of fragile crop such as alfalfa or clover. Roller conditioning effectively cracks stems and their wax coating, while still preserving the nutritious leaves. This in turn facilitates an even drying pattern and utilisation of the forage.



The special roller configuration, with the top roller located further forward than the bottom roller, provides outstanding upwards flow of crop. No need for an extra roller.

Chevron Rubber Rollers

The 225mm diameter wide rubber rollers, made from highly durable polyurethane, are vulcanized onto a steel core. This process guarantees straight rollers that will not twist out of shape, regardless of the force transmitted onto them. The chevron pattern actively directs the crop away from the cutting discs, which enables the best possible cutting quality, while limiting the power requirements needed. The 225mm diameter rollers will not twist out of shape, regardless of the force transmitted onto them.



Full-Width Conditioning

The Kverneland machines feature two full-width chevron, counter rotating conditioning rollers, with the top roller located further forward than the bottom roller. This unique design ensures optimised flow of material from the cutting discs toward the rear, making complicated systems with extra guiding rollers, as seen in other systems, obsolete.

Additionally, the full-width design allows for the distribution of crop into a thinner mat, increasing the amount of crop in contact with the rollers.



Both conditioner rollers are driven by a permanently lubricated, low maintenance, closed transmission.

NonStop Mowing

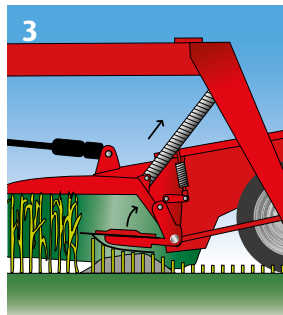
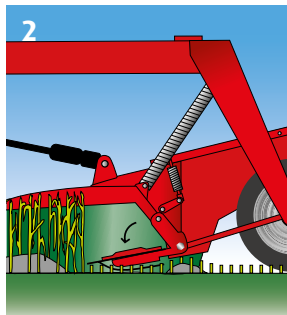
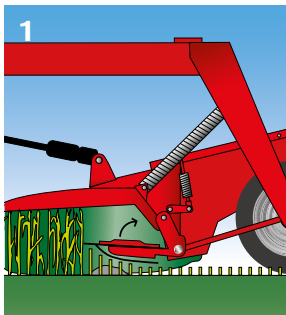
If an obstacle is encountered, the roller pressure will be momentarily relieved, which separates the rollers and allows obstacles up to 60mm to pass without damage to the rollers and without having to stop mowing.

Easily Adjusted, Uniform Conditioning Intensity

The spring-controlled pressure exerted between the two rollers guarantees uniform conditioning intensity, regardless of the amount of crop passing through the rollers. The required conditioning intensity varies from field to field, which is why it is easily and endlessly adjustable via a handle.



Chevron-pattern rollers, ensure uniform conditioning across the complete working width.



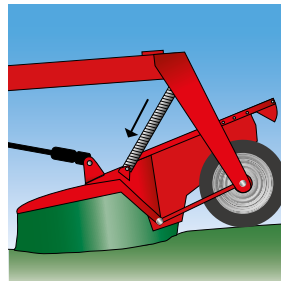
How the Kverneland Suspension Works

1. If the cutterbar hits a small obstruction, it alone pivots in its mounting to pass the obstruction.
2. The cutterbar will immediately return to working position once the obstacle is passed.
3. If hitting a larger obstacle the large suspension springs will engage and lift the whole cutting unit safely over the obstacle.

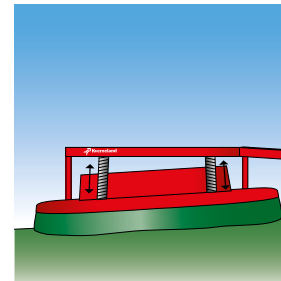
THE SUPERFLOAT DUAL ACTION SUSPENSION SYSTEM



Stubble height adjustment is easily done by moving the whole cutterbar up or down. Additional skids are available to increase cutting height.



The suspension springs give excellent ground contour following, and ensure an even ground pressure in uneven conditions. The cutting section can move 50 cm upwards and 15 cm downwards.



The long design of the springs gives excellent ground adaptation, including sideways adaptation. Weight on ground is stable and only approx. 40 to 50 kg on each side.

Maximum Protection

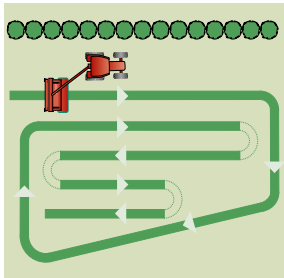
The Kverneland 4300 series benefits from the patented Kverneland 'SuperFloat' flotation suspension system. The cutterbar and the conditioner unit are suspended independently of the main chassis by two long adjustable springs, allowing ground contours to be closely followed. In addition, the cutterbar also benefits from its own separate suspension mechanism, ensuring an even cutting height.

The SuperFloat system considerably reduces shock loads on the rest of the machine, by absorbing much of the weight of the cutterbar. The design of the suspension, with two long and heavy suspension springs, ensures an even and consistent ground pressure over the whole cutterbar. The weight on ground is only approx. 40-50 kgs on each side of the cutterbar, resulting in far less skid wear and stubble damage.



Operation on either left or right side - set from the tractor cab.

CENTRE PIVOT DRAWBAR FOR OUTSTANDING MANOEUVRABILITY



Operated on either side of the tractor, CT models offer time saving potential.

A New Concept on a New Generation of Machines

The maintenance-friendly **twin PTO driveline** and swivel hitch gearbox. The gearbox is fixed to the mainframe, to ensure less movement during operation.

Optimised Operation

The **centre pivot drawbar** allows you to mow the field from one side to the other, and thus save time, as well as avoiding odd-shaped plots and tight corners.

A centre pivot drawbar allows the mower to **cut on either the left or right hand side of the tractor**, providing a host of advantages. The centre pivot models offer easier manoeuvrability, especially when turning on headlands.

Additionally you also allow wildlife to escape, as you mow fields from one end to the other. The hydraulic drawbar allows the turning circle to be significantly reduced. The potential for **saving time and enhancing the efficiency** of mowing and subsequent harvesting operations is substantial. The spreading vanes of C-models are moved hydraulically together with the drawbar.



Centre pivot machines are easily manoeuvrable on headlands.



CT/CR models are swung to a central position behind the tractor for transport.

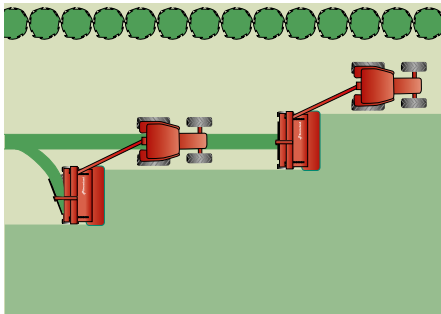
Perfectly Shaped Swaths

The BX AutoSwather belt can be fitted onto all 4300 series models* and is mounted on the primary frame to allow individual movement. An important benefit from this design is that movements from the cutterbar will not be transferred to the BX belt, which ensures a perfect and even swath formation. All hydraulic functions are driven by the integrated hydraulic system.

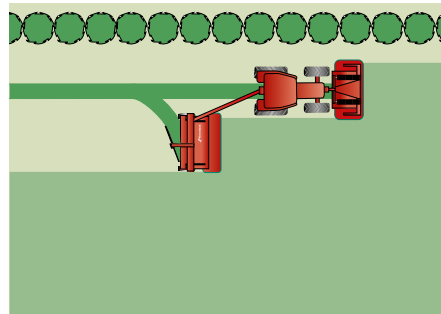


Swath width can be infinitely adjusted by changing the speed of the conveyor belt.

* Except 4324 LR



During the first pass a normal swath is placed and the belt is in an upright position. For the second pass the belt is lowered.



In combination with a Kverneland 3632FT/FR or 3636 FT up to 6.6 m crop can be mown and collected in one pass.



SWATH BELT

– SPEEDING UP YOUR FORAGE PROCESS



When placing the first swath, the BX belt is raised and the hydraulically lowered for the second swath.



During the second pass, crop can be placed on top of the first one, or as shown here side by side.



Hydraulically suspended belt for reduced shock loads on main frame and more even swath formation.



The ribbed conveyor belt enables precise and even transport of even heavy crop.

The Swath Belt for Improved Performance

The Kverneland 4300 series can be fitted with the versatile Kverneland BX AutoSwather belt to place two swaths into one. In this way the large swaths for large foragers or balers can be prepared, to **speed up the collection** of the crop. The swath belt can be raised and lowered from the tractor seat during operation. This allows you to adapt to each individual situation and requirement, without wasting valuable time.

Adjustable Belt Speed

The belt speed is **infinitely adjustable** from the cab. In this way, the swaths can be placed either side by side, or on the top of each other, ensuring a **perfect match to the pick up width of the following machine**.



FLIPOVER



Clearance of 50 cm due to the design of the trolley.

FLIPOVER - WIDE SPREADING FOR IMMEDIATE WILTING

The Kverneland FlipOver System

As an option the Kverneland 4300 series can be equipped with wide spreading equipment. In this way, crop can be **cut and spread in one operation**, saving both time and at least one tedder operation.

The Spreading Plate

The spreading vanes of the Kverneland FlipOver system are placed further back on the mowing unit than with conventional systems. This is thanks to the spreading plate positioned far to the rear when in use. The extended distance between the conditioning rotor and the spreading vanes enables a **more even spreading across the entire working width**, which in turn ensures a better wilting.



The crop is directed inwards, away from the unmown crop.



Setting Kverneland mower conditioners for wide spreading is very simple and can be done by one man.



Changing from swathing to spreading is an easy operation. The rear plate is turned 180° (no tools required).



Dismount the 2 deflector doors and you are ready to mow.

ORIGINAL PARTS & SERVICE

ONLY ORIGINAL PARTS WILL KEEP YOUR MACHINE A KVERNELAND

Did you know that our parts are manufactured to the same high standards and strict specifications as the Kverneland machines? Original Parts will always work and fit as intended, and are guaranteed to keep your machine running at maximum performance.

Do not compromise quality with cheap solutions, remember that only Original Kverneland parts are the guaranteed solution to achieve what is expected by a Kverneland machine.



YOUR PARTS SPECIALIST

Through our worldwide dealer network you will find your local dealer, whom is always prepared to assist you. Your Kverneland dealer knows every inch of your machine and will gladly provide the expertise needed to ensure that you are operating at maximum potential.

Your parts specialist has got all the parts that you need and will also have the facilities to service your machine. Make sure to visit your Kverneland dealer on a regular basis to be updated on promotions and product news that you will not find elsewhere.

ALWAYS AVAILABLE

Time is money, and we know the importance of receiving the right parts at the right time! Your Kverneland dealer is supported by a massive distribution network to supply you with exactly what you need, when you need it.

Our main distribution centre is located in Metz, France. A strategic location for distributing parts to all corners of the world. With over 70.000 parts in stock and 24/7 service, we are ready to supply you with parts – at any time!



TECHNICAL DATA

	Trailed Disc Mower Conditioners										
Model	4324 LR	4328 LT	4332 LT	4332 CT	4332 CR	4332 LR	4336 LT	4336 LR	4336 CT	4336 CR	4340 CT
Drawbar	Left hand	Left hand	Left hand	Centre	Centre	Left hand	Left hand	Left hand	Centre	Centre	Centre
Conditioner	Roller Cond.	SemiSwing	SemiSwing	SemiSwing	SemiSwing	Roller Cond.	SemiSwing	Roller Cond.	SemiSwing	Roller Cond.	SemiSwing
Dimensions & Weight											
Working width m(ft)	2.40(7'10")	2.81(9'2")	3.16(10'6")	3.16(10'6")	3.16(10'6")	3.16(10'6")	3.57(11'10")	3.57(11'10")	3.57(11'10")	3.57(11'10")	4.00(13'1")
Transport width m(ft)	2.20(7'3")	2.70(8'10")	3.00(9'10")	3.00(9'10")	3.00(9'10")	3.00(9'10")	3.40(11'2")	3.40(11'2")	3.40(11'2")	3.40(11'2")	3.80(12'6")
Weight appr. Kg(lbs)	1800(3969)	1975(4355)	2005(4421)	2370(5226)	2450(5402)	2185(4818)	2150(4741)	2240(4939)	2450(5402)	2565(5656)	2645(5832)
Attachment to Tractor											
PTO, swivel hitch drawbar (rpm)	540/1000	540/1000	540/1000	540/1000	540/1000	540/1000	540/1000	540/1000	540/1000	540/1000	540/1000
PTO power req. Min (KW/hp)	45/60	50/70	60/80	60/80	60/80	60/80	70/90	70/90	70/90	70/90	74/100
Operation											
Number of discs	6	7	8	8	8	8	9	9	9	9	10
Stubble height (mm)	30-40	30-40	30-40	30-40	30-40	30-40	30-40	30-40	30-40	30-40	30-40
Cond. Rotor speed (rpm)	450*/600/900	450*/600/900	450*/600/900	450*/600/900	450*/900	900/1200*	450*/600/900	900/1200*	450*/600/900	900/1200*	450*/600/900
Tyres	380/55-17	380/55-17	380/55-17	380/55-17	380/55-17	380/55-17	380/55-17	380/55-17	380/55-17	380/55-17	380/55-17
Optional Equipment											
Wide Spreading Kit	○	○	○	○	○	-	○	-	○	-	○
BX AutoSwather belt	○	○	○	○	○	○	○	○	○	○	○
High Skids 20/40/60/80mm	○/○/○/○	○/○/○/○	○/○/○/○	○/○/○/○	○/○/○/○	○/○/○/○	○/○/○/○	○/○/○/○	○/○/○/○	○/○/○/○	○/○/○/○
Throwing Wings for Diff. Crop	○	○	○	○	○	○	○	○	○	○	○

- Standard equipment
- Option
- Not available
- * Optional equipment

Information provided in this brochure is made for general information purposes only and for worldwide circulation. Inaccuracies, errors or omissions may occur and the information may thus not constitute basis for any legal claim against Kverneland Group. Availability of models, specifications and optional equipment may differ from country to country. Please consult your local dealer. Kverneland Group reserves the right at any time to make changes to the design or specifications shown or described, to add or remove features, without any notice or obligations. Safety devices may have been removed from the machines for illustration purposes only, in order to better present functions of the machines. To avoid risk of injury, safety devices must never be removed. If removal of safety devices is necessary, e.g. for maintenance purposes, please contact proper assistance or supervision of a technical assistant. © Kverneland Group Kerteminde AS

WHEN FARMING MEANS BUSINESS

kverneland.com